

Standard Features:

Advanced unidirectional suspension system
Premium high-density, high-resiliency foam seat cushions encased in down
Loose bench seat and back cushions
Single-needle top-stitch
Limited lifetime warranty on frame and suspension
Quick-ship delivery

Options:

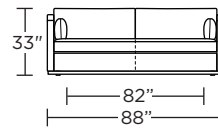
Premium high-density, high-resiliency foam seat cushions
Extra-firm premium high-density, high-resiliency foam seat cushions
Multiple seat cushion option
Wood base available in Dune, Ebony, Mink, or Oiled Ash finish
Solid Natural Walnut base also available
Contrasting cover available (three tone):
Color 1 - Body (dictates cost)
Color 2 or 3 - Back/seat cushions**
Color 4 - arm cushions

Leg height is 2"

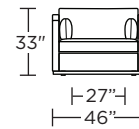
***Use Color 2 for back/seat cushions with 2 seat option; Use Color 3 for back/seat cushions with bench seat cushion option*

Please use actual leather, fabric, Crypton®, Sunbrella® and Ultrasuede® swatches when specifying furniture as the colors shown may vary due to the printing process.

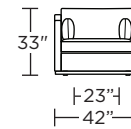
DLY-SO2-ST



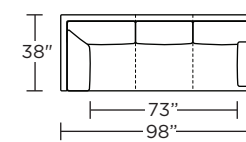
DLY-CH2-ST



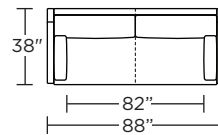
DLY-CHR-ST



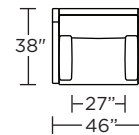
DLY-SQS-LA



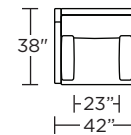
DLY-SO2-ST



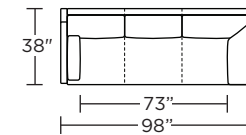
DLY-CH2-ST



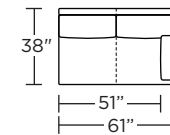
DLY-CHR-ST



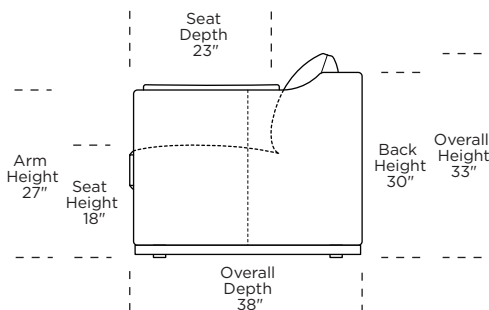
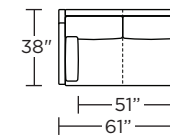
DLY-SQS-RA



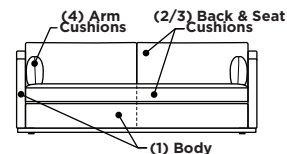
DLY-LVS-LA



DLY-LVS-RA



CONTRASTING COLOR SECTIONS:



BENCH SEAT CUSHION:

Front View



MULTIPLE SEAT CUSHION OPTION:

Front View



Note: Dotted line indicates seam on leather, Ultrasuede® and up the roll fabrics. Seams are eliminated with railroaded fabrics.

Scale: 1/8 inch = 1 foot
All dimensions are approximate and subject to change.
Specify components from the sitting position.